

Activity-Based Listening: Starter

Hiroko Katanoda

はじめに

アクティビティ・ベースのリスニングです。

問題を解くことに集中し、“英語で聞いている”ことを忘れさせます。
この体験の積み重ねが英語運用力につながります。

片野田 浩子

Contents

Unit 1 Figures	
Activity 1 (Figures 1)	5
Activity 2 (Figures 2)	6
Activity 3 (Figures 3)	7
Activity 4 (Figures 4)	8
Unit 2 Drawing 1	
Activity 1 (A House)	9
Activity 2 (A Classroom)	10
Unit 3 Drawing 2	
Activity 1 (A Girl)	11
Activity 2 (A Boy)	12
Unit 4 Vocabulary 1	
Activity 1 (Who is who?)	13
Activity 2 (Nouns 1)	14
Activity 3 (Nouns 2)	15
Unit 5 Vocabulary 2	
Activity 1 (Verbs 1)	16
Activity 2 (Verbs 2)	17
Unit 6 Vocabulary 3	
Activity 1 (Verbs 3)	18
Activity 2 (Verbs 4)	19
Unit 7 Vocabulary 4	
Activity 1 (Adjectives 1)	20
Activity 2 (Adjectives 2: Opposite Words)	21
Activity 3 (Prepositions)	22
Unit 8 Match the Meaning	
Activity 1 (Match the Meaning 1)	23
Activity 2 (Match the Meaning 2)	24
Unit 9 Math 1	
Activity 1 (Addition 1)	25
Activity 2 (Addition 2)	25
Unit 10 Math 2	
Activity 1 (Subtraction 1)	26
Activity 2 (Subtraction 2)	26
Unit 11 Story Reading 1	
Activity 1 (Story Problems 1)	27
Activity 2 (Story Problems 2)	28
Activity 3 (Story Problems 3)	30
Unit 12 Story Reading 2	
Activity (Story Problems 4)	31
Unit 13 Story Reading 3	
Activity (Story Problems 5)	32
Unit 14 Story Reading 4	
Activity (Story Problems 6)	33
Unit 15 Story Reading 5	
Activity (Story Problems 7)	34
Glossary	35

イラスト 岩島 香
英文校閲 Chris 西浜

Unit 2




Drawing 1

Activity 1 A House

 Let's learn some words.

add 加える item 品目 on the left (right) side of ~の左(右)に
between A and B AとBの間に pond 池 swing ブランコ in the sky 空に
above ~の上方に on the face of ~の正面に around ~のまわりに
behind ~の後ろに roof 屋根 puff もこもこ出る rectangular 長方形の
chimney 煙突 bike 自転車 (参考: motorbike原付)

 6 Listen and add ten items to the picture.



Activity 2 A Classroom

 Let's learn some words.

on 接触を表す (従って壁に貼ってある地図、天井に取り付けてある照明器具等いずれも、on the wallあるいは、on the ceilingというように表現する)

in front of ~の前に before ~の前に wall 壁 hallway 廊下

map of Japan 日本地図 cactus サボテン whiteboard 白板 teacher's desk 教壇
place ~を置く

 **7**  Listen and add ten items to the picture.

